

Kindergarten Readiness Survey

Teacher Response vs. Parent Response

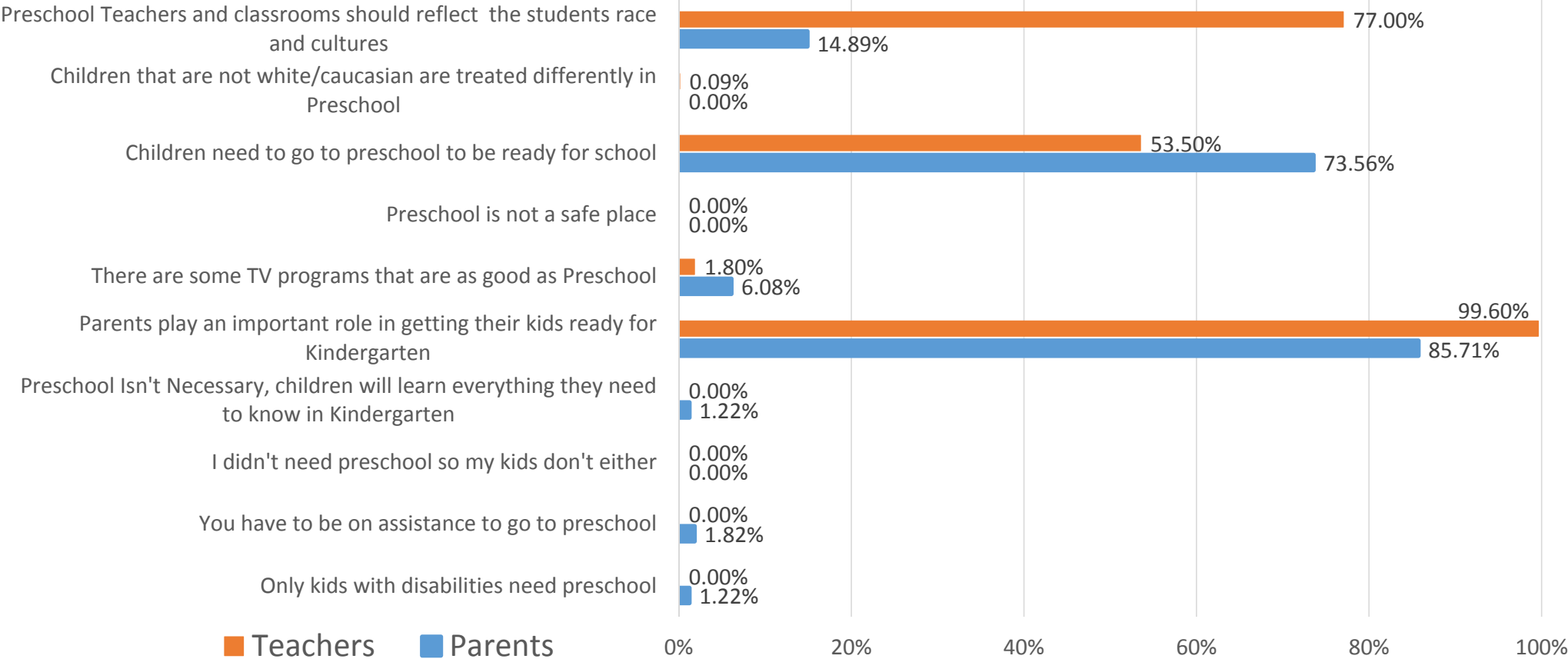
School Readiness Advisory Committee
Ingham Great Start Collaborative
September, 2015

Kindergarten Readiness Survey Participants

- Fall 2014 – 300 families in GSRP, Head Start and some tuition programs across Ingham ISD catchment area participated in a Kindergarten Readiness Survey (adapted from the GSC System Scan Family Survey)
- Spring 2015 – 121 preschool and kindergarten teachers in 12 local school districts, several community based agencies including Head Start, Charter Schools and Private Preschool Centers completed a similar Kindergarten Readiness Survey
- Family Demographics were collected for Employment, Race, Income, Education and Marital Status. Survey Results were sorted by Race, Zip Code and School District. Teacher Results were sorted by location and preschool or kindergarten.

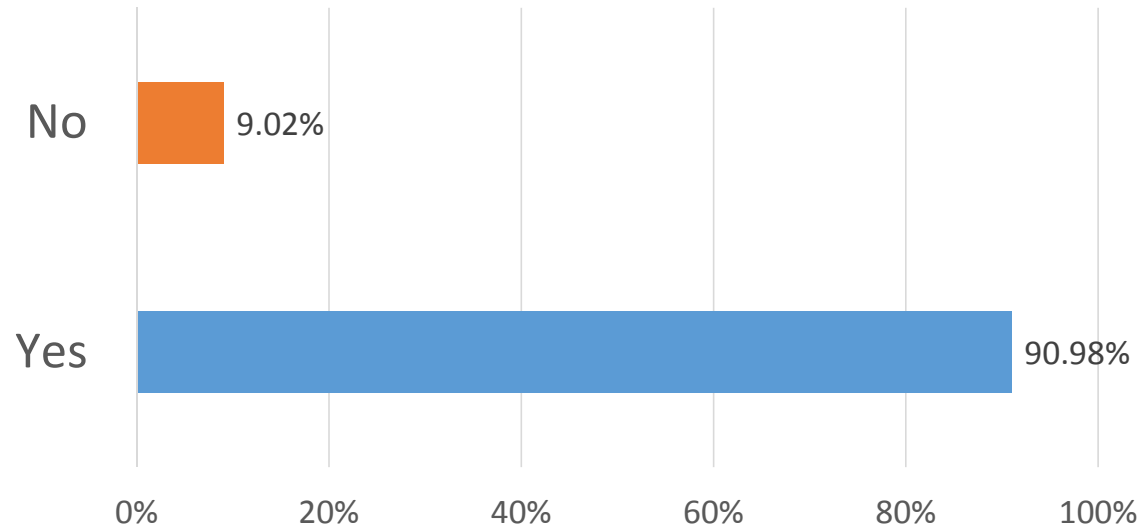
Overall Survey Results

The following chart shows the overall percentage of responders that agreed with each statement:



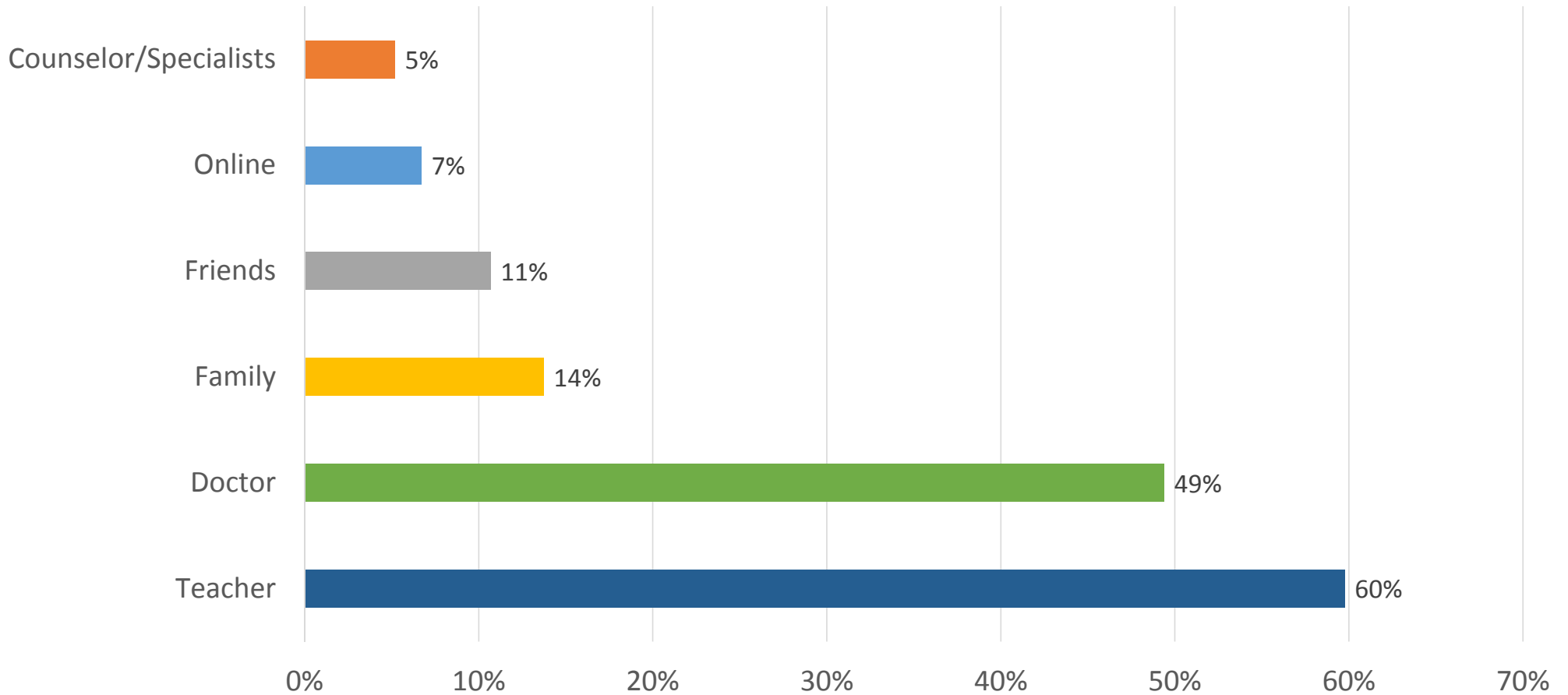
Teacher Survey Results

Do parents come to you with questions about their child's development?



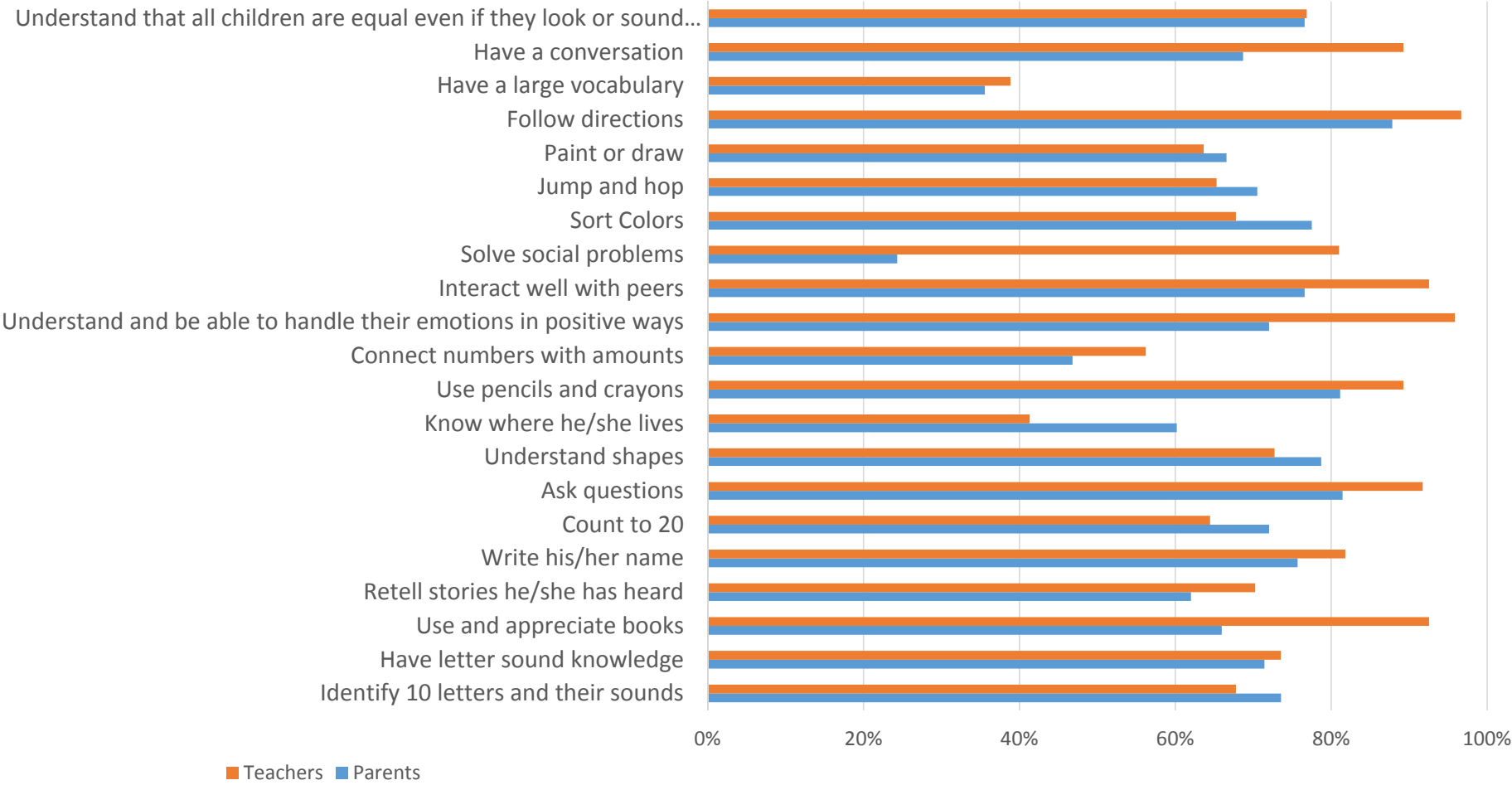
Parent Survey Results

Who do you go to for help if you have questions about your child's development?



Overall Survey Results

In your opinion what do children need to know or be able to do in order to be ready for school?



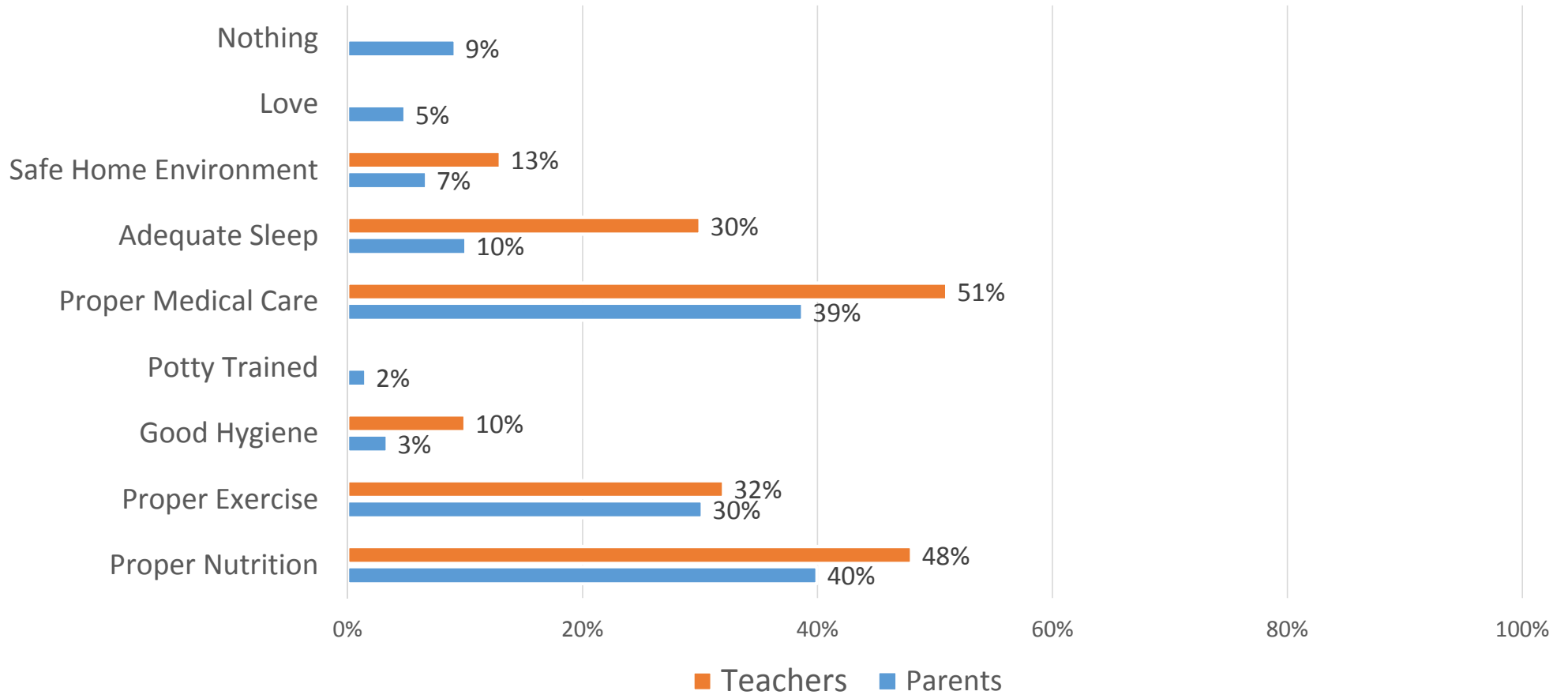
Overall Survey Results

In your opinion what do children need to know or be able to do in order to be ready for school?

Choices	Teacher Response	Parent Response
Identify 10 letters and their sounds	67.77%	73.56%
Have letter sound knowledge	73.55%	71.43%
Use and appreciate books	92.56%	65.96%
Retell stories he/she has heard	70.25%	62.01%
Write his/her name	81.82%	75.68%
Count to 20	64.46%	72.04%
Ask questions	91.74%	81.46%
Understand shapes	72.73%	78.72%
Know where he/she lives	41.32%	60.18%
Use pencils and crayons	89.26%	81.16%
Connect numbers with amounts	56.20%	46.81%
Understand and be able to handle their emotions in positive ways	95.87%	72.04%
Interact well with peers	92.56%	76.60%
Solve social problems	80.99%	24.32%
Sort colors	67.77%	77.51%
Jump and hop	65.29%	70.52%
Paint or draw	63.64%	66.57%
Follow directions	96.69%	87.84%
Have a large vocabulary	38.84%	35.56%
Have a conversation	89.26%	68.69%
Understand that all children are equal even if they look or sound different	76.86%	76.60%

Overall Survey Results

What does a child need to be physically healthy before they enter kindergarten?



Overall Survey Results

What does a child need to be physically healthy before they enter kindergarten?

