

A newborn baby with light brown hair is sleeping peacefully on a grey, textured surface. The baby's eyes are closed, and their mouth is slightly open. The baby's skin is fair and appears soft. The background is a plain, light grey color.

Immunization Profile: Ingham County

INGHAM COUNTY HEALTH DEPARTMENT

23 FEBRUARY 2015

Population focus: 19-35 month old children

Recommended vaccine: 4313314(2) series

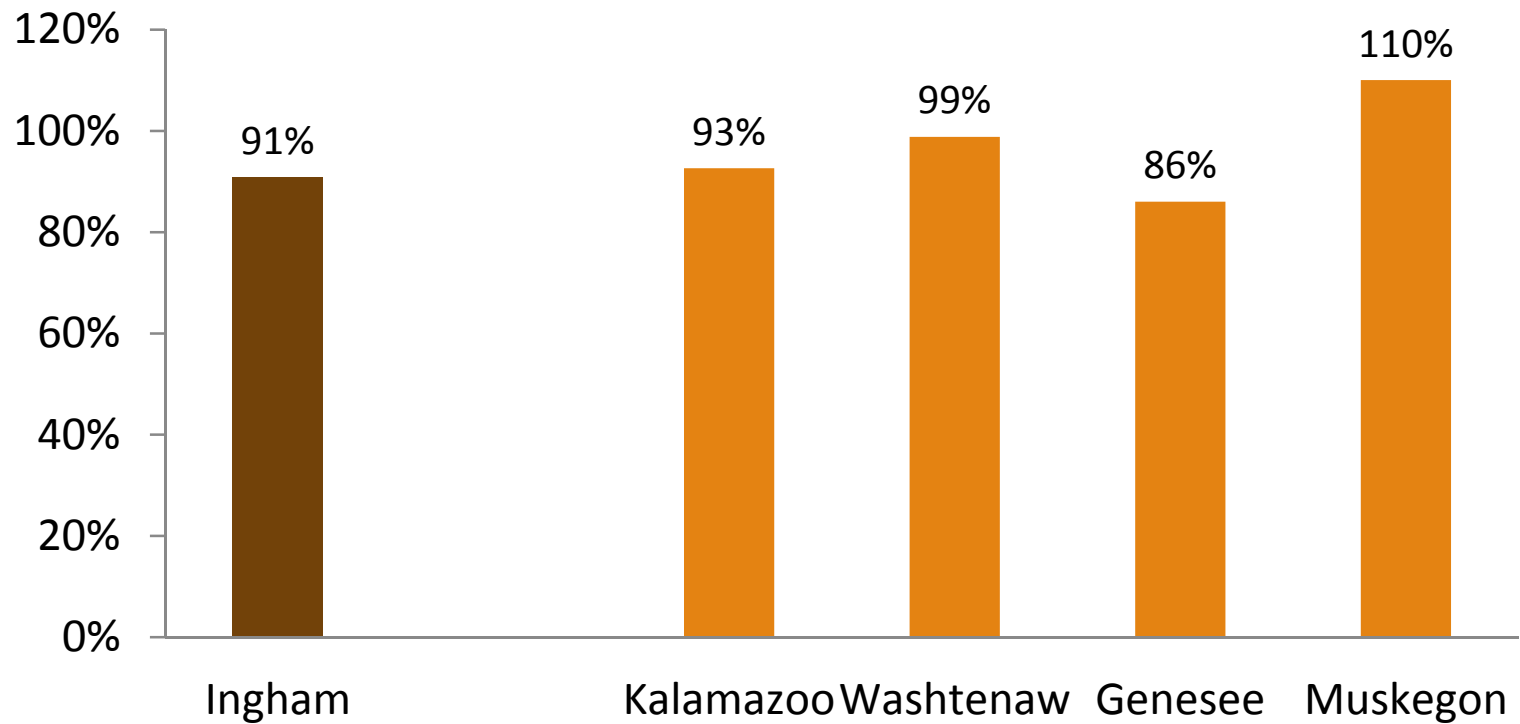
- 4 DTap
- 3 Polio
- 1 MMR
- 3 HiB
- 3 HepB
- 1 Varicella
- 4 PVC
- (2) Hep A

Population focus: 13-17 years old children

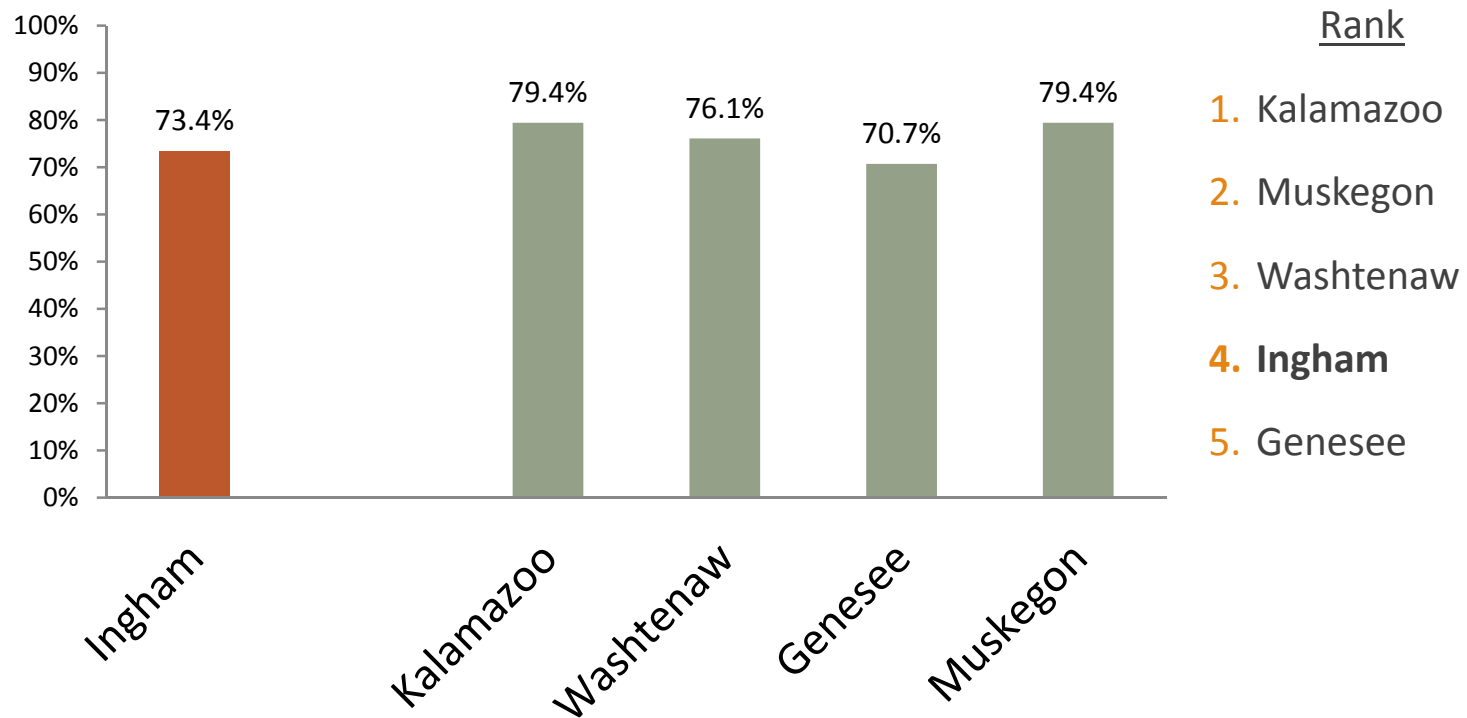
Recommended vaccine: 132321(3) series

- 1 Tdap
- 3 Polio
- 2 MMR
- 3 HepB
- 2 Var
- 1 MCV4
- (3) HPV

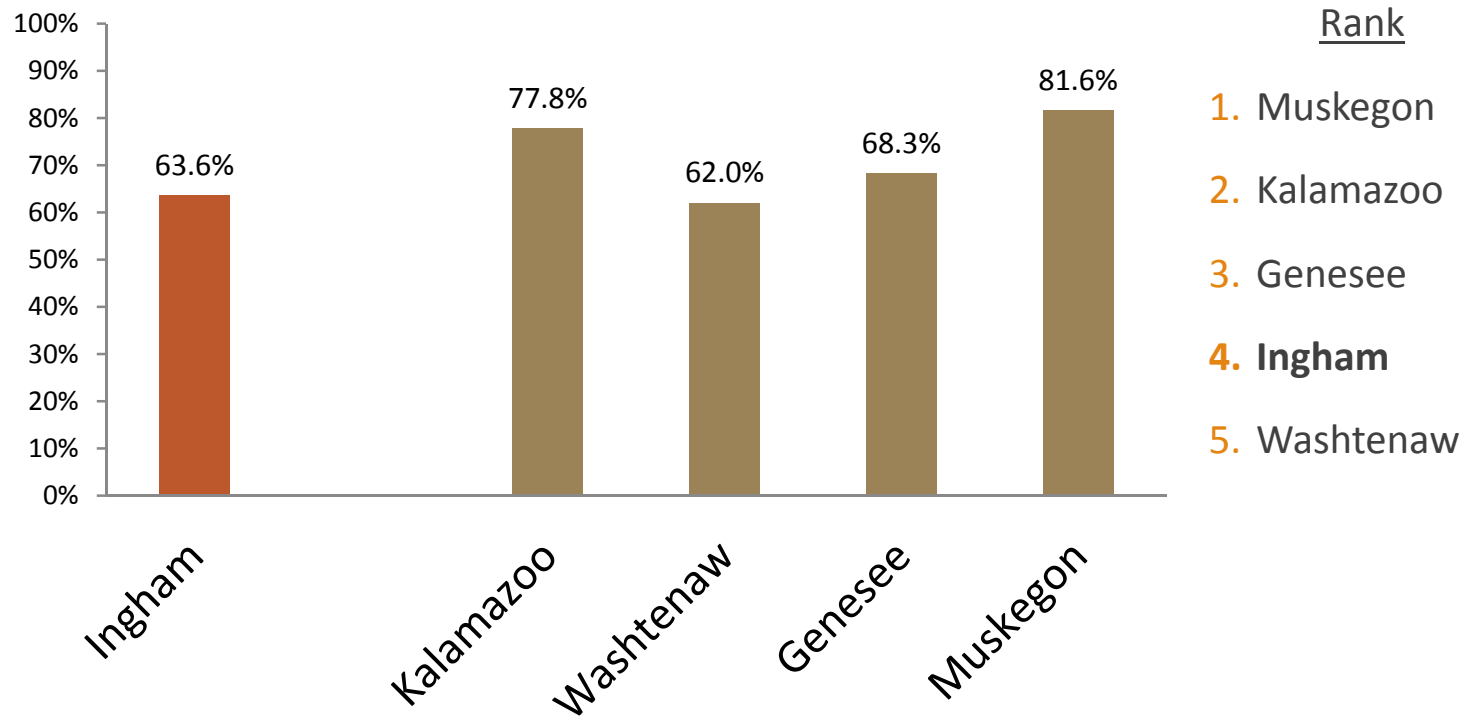
% of the population captured in MCIR



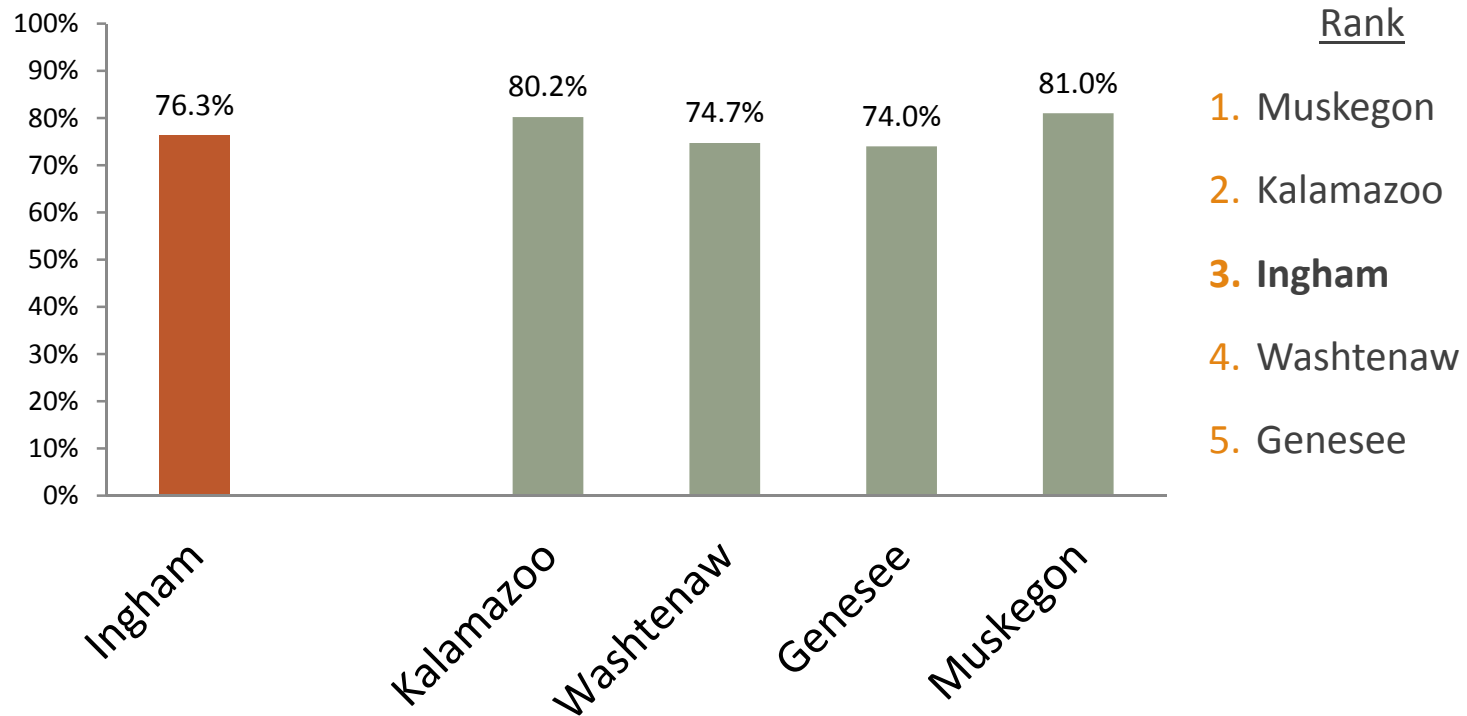
4313314 vaccination coverage among children 19-35 months old



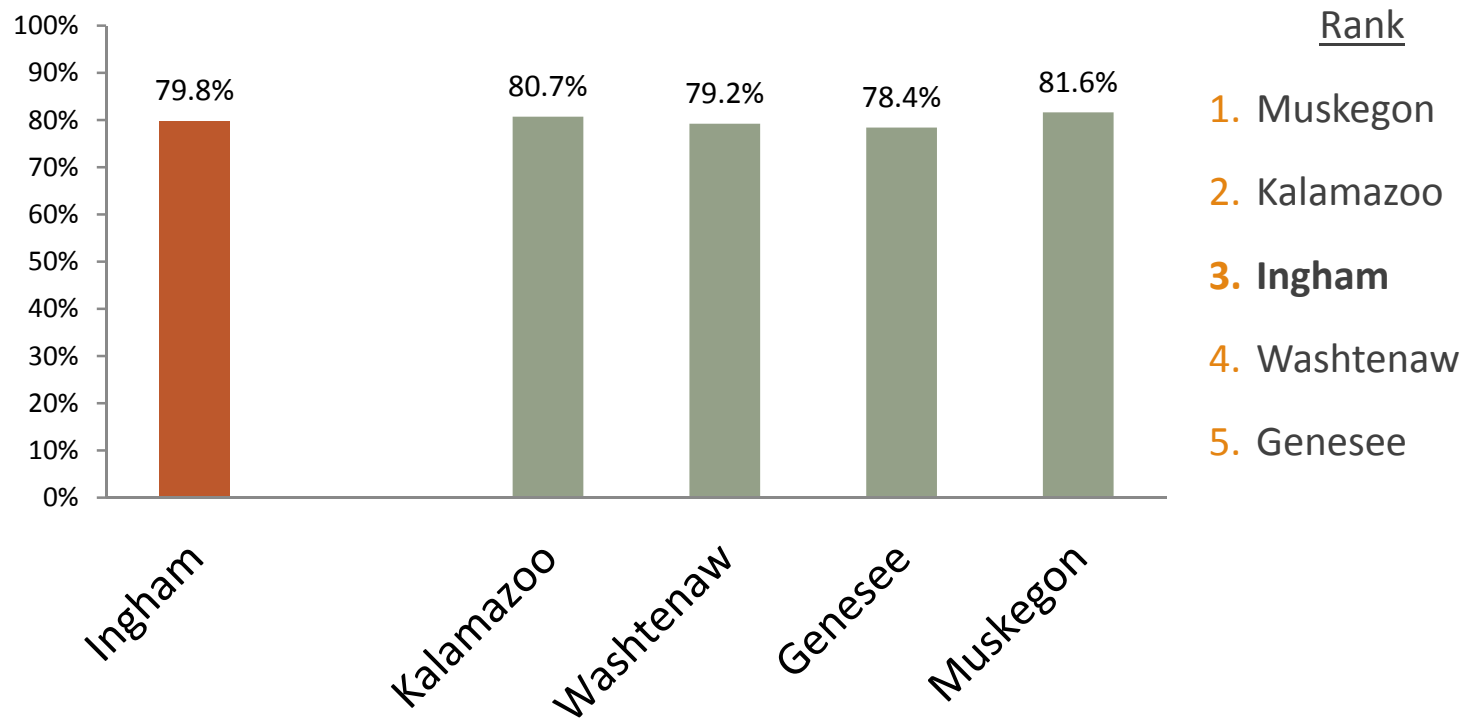
132321 vaccination coverage among children 13-17 years old



4313314 vaccination coverage among children 19-35 months old in Medicaid



4313314 vaccination coverage among children 19-35 months old in WIC



Ingham County Providers

51 providers are recorded in MCIR

- 6 types
 - DCH - Immunization Division
 - LHD Satellite Clinic
 - Local Health Department
 - PP - Family Practice
 - PP - Internal Medicine
 - PP - Pediatrics

Vaccine coverage among children 19-35 months old by provider in Ingham County

Provider type	Number of children 19-35 months old	Average vaccine coverage
DCH - Immunization Division	218	6.0%
LHD Satellite Clinic	11	72.7%
Local Health Department	428	61.4%
PP - Family Practice	920	67.1%
PP - Internal Medicine	1	---
PP - Pediatrics	2,673	82.8%

Vaccine coverage among children 13-17 years old by provider in Ingham County

Provider type	Number of children 13-17 years old	Average vaccine coverage
DCH - Immunization Division	1548	2.3%
LHD Satellite Clinic	112	84.8%
Local Health Department	4265	58.6%
PP - Family Practice	4833	63.4%
PP - Obstetrics and Gynecology	16	48.9%
PP - Pediatrics	6359	70.5%
PP - Urgent Care	21	60.7%
School Based Health Center	83	85.1%
Teen Health Center	243	90.9%

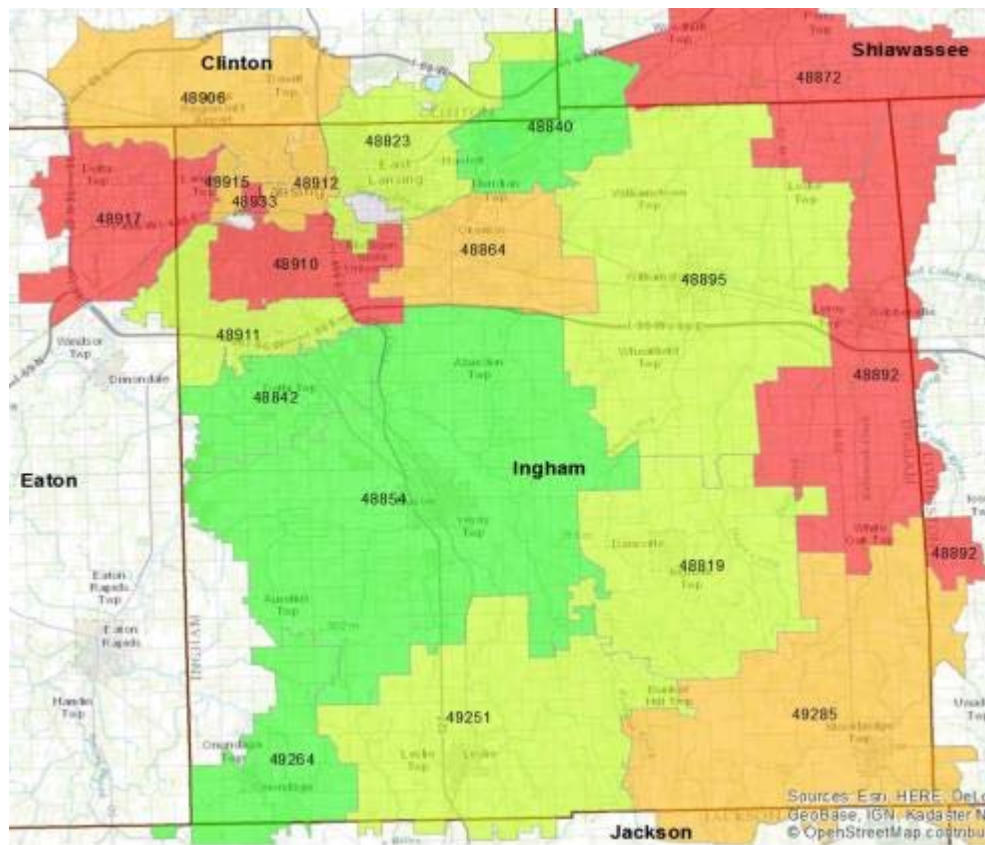
There are **26** providers with 4313314 vaccine coverages below the overall county coverage

Provider type	Number of children 19-35 months old	Average vaccine coverage
SMG – Eastside	15	73.3%
ICHHD-River Oak	11	72.7%
Sparrow Family Health Center – Central	83	72.3%
Mason Family Practice Residency-Sparrow Hospital	36	72.2%
Well Child Health Center of Ingham County	345	69.6%
Allegiance Family Med – Leslie	13	69.2%
Family Medicine of Stockbridge	6	66.7%
Mid-Michigan Physicians	21	66.7%
Great Lakes Pediatrics	103	64.1%
MSU Family Medicine Clinic	8	62.5%
Ingham County Health Department IMMS	428	61.4%

There are **26** providers with 4313314 vaccine coverages below the overall county coverage

Provider type	Number of children 19-35 months old	Average vaccine coverage
Allegiance Family Med – Mason	10	60.0%
Lake Lansing Family Practice	5	60.0%
MGL Multi Specialty Clinic	39	59.0%
CIMA Kozmic Family Care	37	54.1%
Next Generation Family Practice	2	50.0%
Thompson Family Practice	8	50.0%
Cornerstone Family Practice PLC	17	47.1%
Haslett Primary Care – CIMA	9	44.4%
MGL Primary Care	7	42.9%
Cedar Street Family Medicine PC	9	33.3%
Full Spectrum Family Medicine	7	28.6%
MGL Williamston Family Medicine	15	26.7%
Family Health Center of Williamston	6	16.7%
MDCH-Immunization Division	218	6.0%
CIMA Main Capital Internal Medicine Asso	1	0.0%

4313314 series coverage by zip code



Percent of children 19-35 months who completed series

- 38.5% - 68.7%
- 68.8% - 74.0%
- 74.1% - 75.6%
- 75.7% - 80.5%

Zip Code: 48892

Population: 4,661

Number of households:
1,681

Race/Ethnicity:

White: 93.3%

Black: 0.3%

Hispanic/Latino: 3.5%

Educational Attainment*:

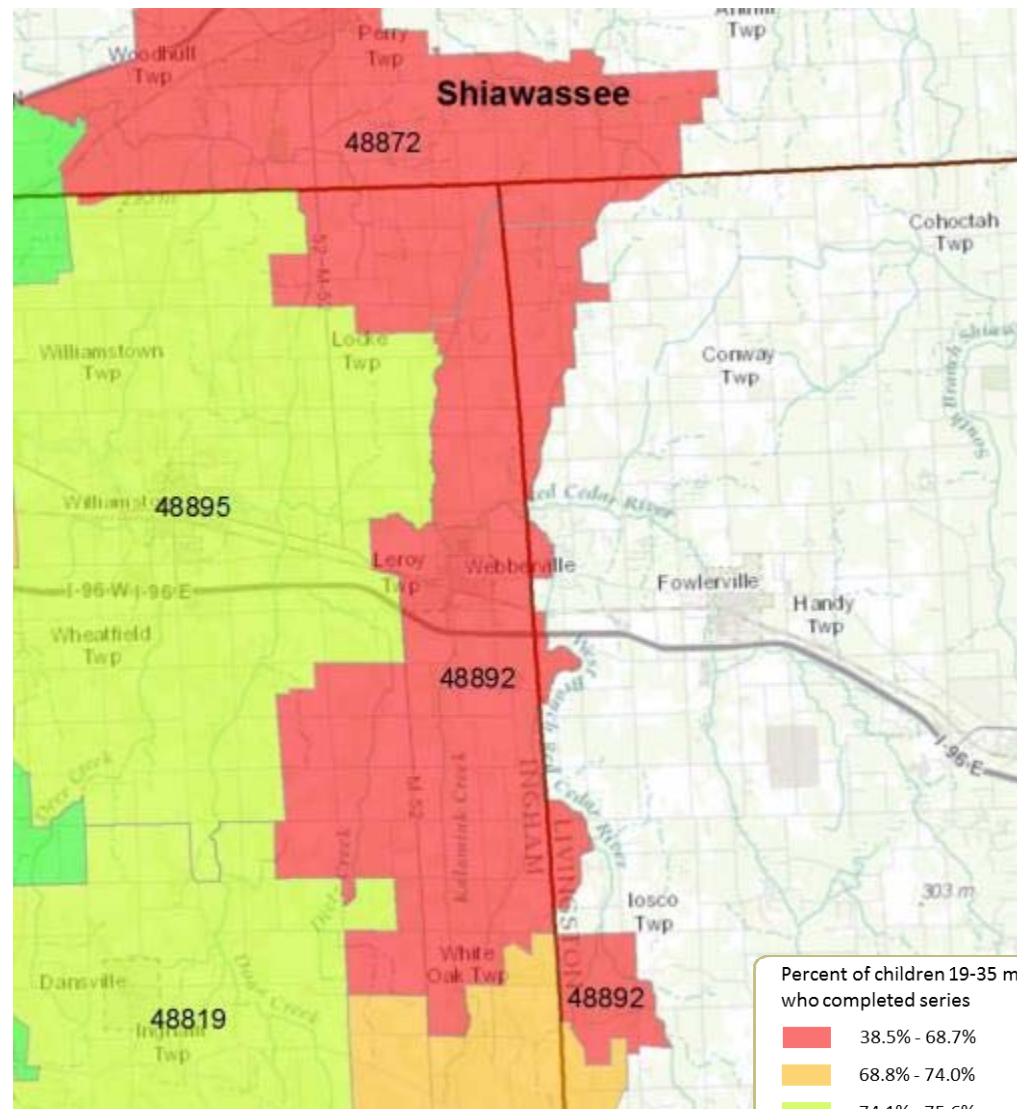
HS/GED or more: 87.8%

Bachelor's degree: 15.4%

Vaccine coverage†: 67.0%

*: of adults 25 years old or older

†: 4313314 vaccine series



Zip Code: 48910

Population: 35,218

Number of households:
15,276

Race/Ethnicity:

White: 62.4%

Black: 16.9%

Hispanic/Latino: 9.6%

Educational Attainment*:

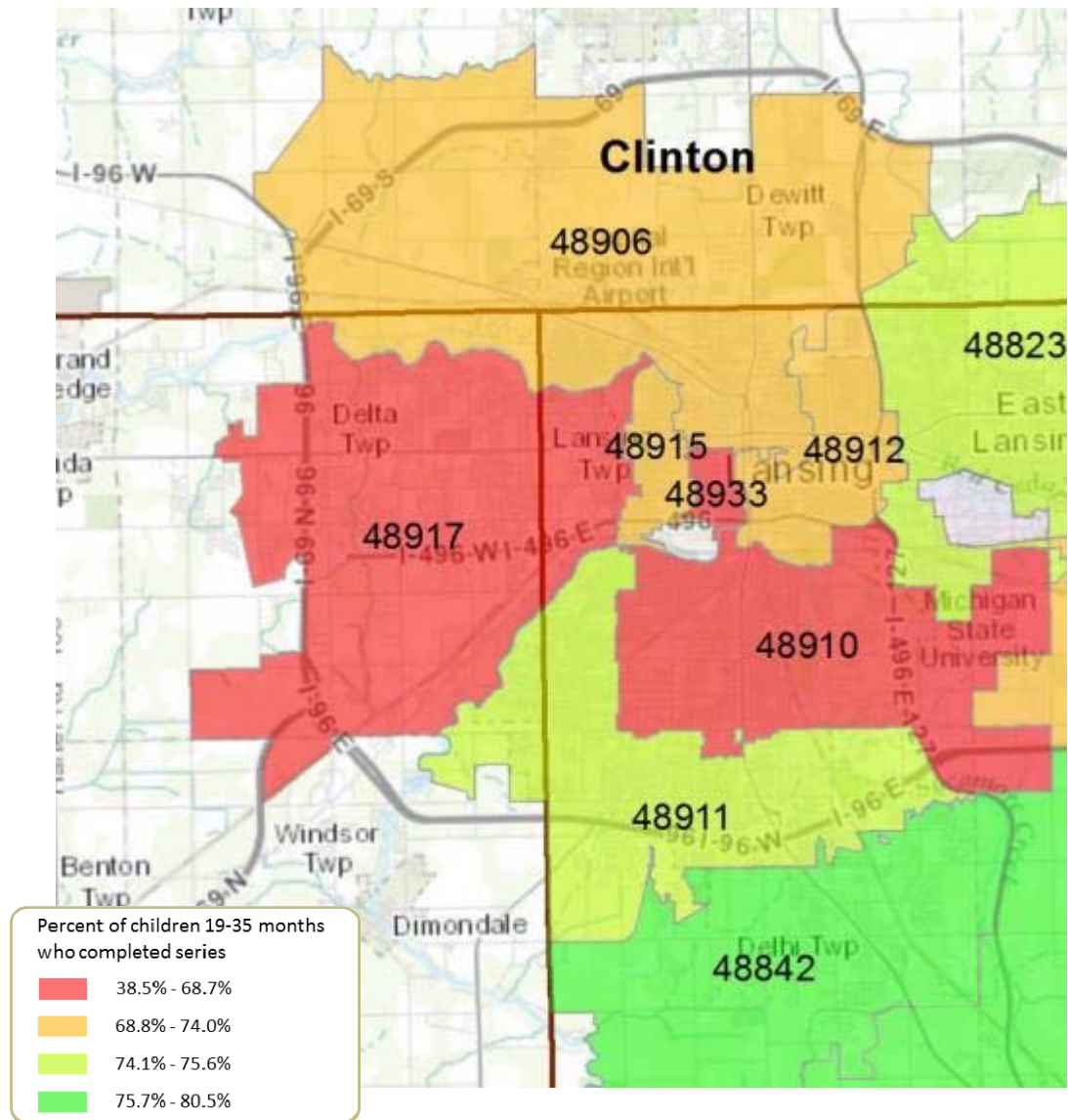
HS/GED or more: 87.9%

Bachelor's degree: 26.6%

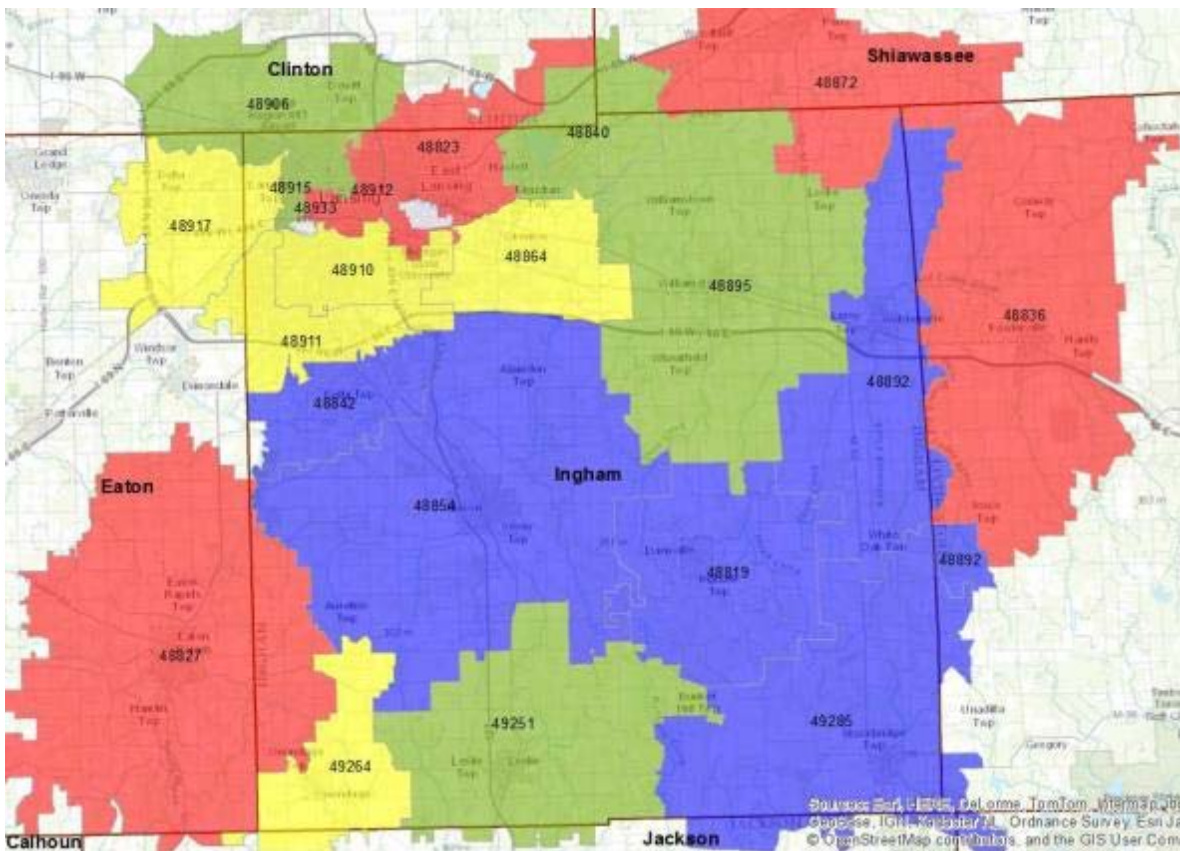
Vaccine coverage†: 68.7%

*: of adults 25 years old or older

†: 4313314 vaccine series;



132321 series coverage by zip code



Percent of children 13-17 years who completed series

- 43.9% - 59.0%
- 59.1% - 67.2%
- 67.3% - 71.2%
- 71.3% - 79.0%

Zip Code: 48933

Population: 2,478

Number of households:
1,634

Race/Ethnicity:

White: 56.5%

Black: 18.6%

Hispanic/Latino: 13.0%

Educational Attainment*:

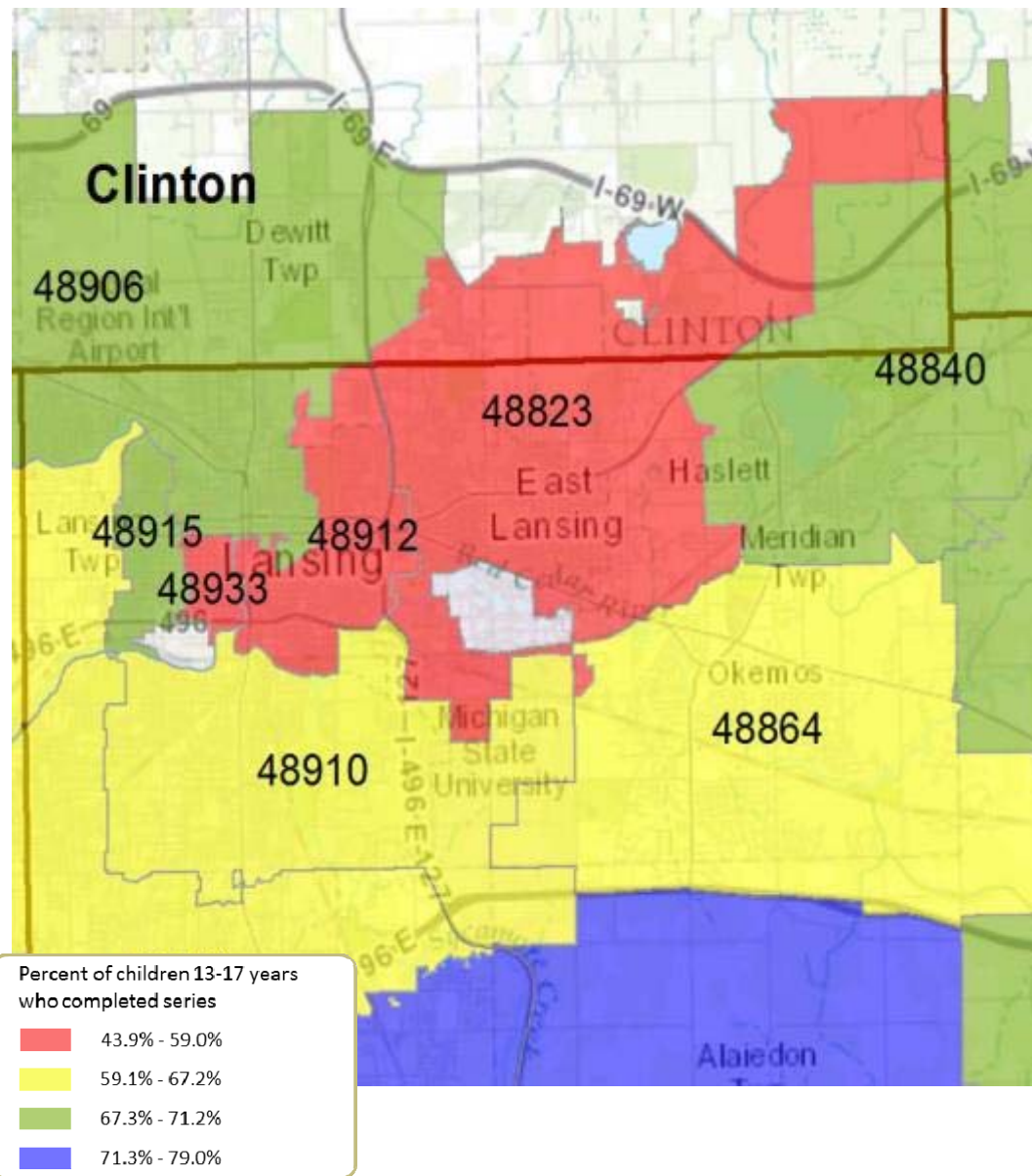
HS/GED or more: 84.7%

Bachelor's degree: 39.8%

Vaccine coverage†: 48.7%

*: of adults 25 years old or older

†: 132321 vaccine series



Zip Code: 48912

Population: 17,931

Number of households:
7,842

Race/Ethnicity:

White: 66.4%

Black: 17.1%

Hispanic/Latino: 8.9%

Educational Attainment*:

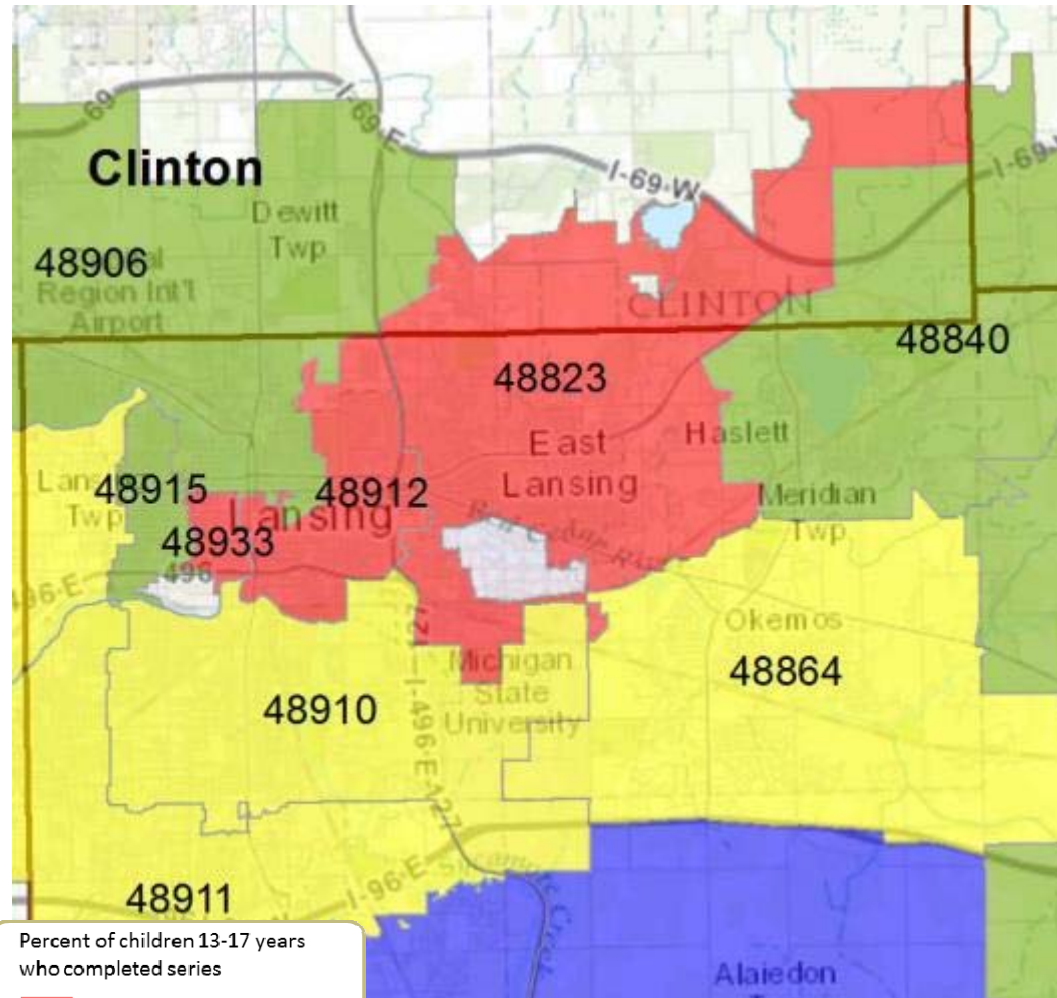
HS/GED or more: 88.7%

Bachelor's degree: 37.0%

Vaccine coverage†: 58.7%

*: of adults 25 years old or older

†: 132321 vaccine series



Zip Code: 48823

Population: 49,813

Number of households:
19,517

Race/Ethnicity:

White: 77.6%

Black: 6.6%

Hispanic/Latino: 3.5%

Educational Attainment*:

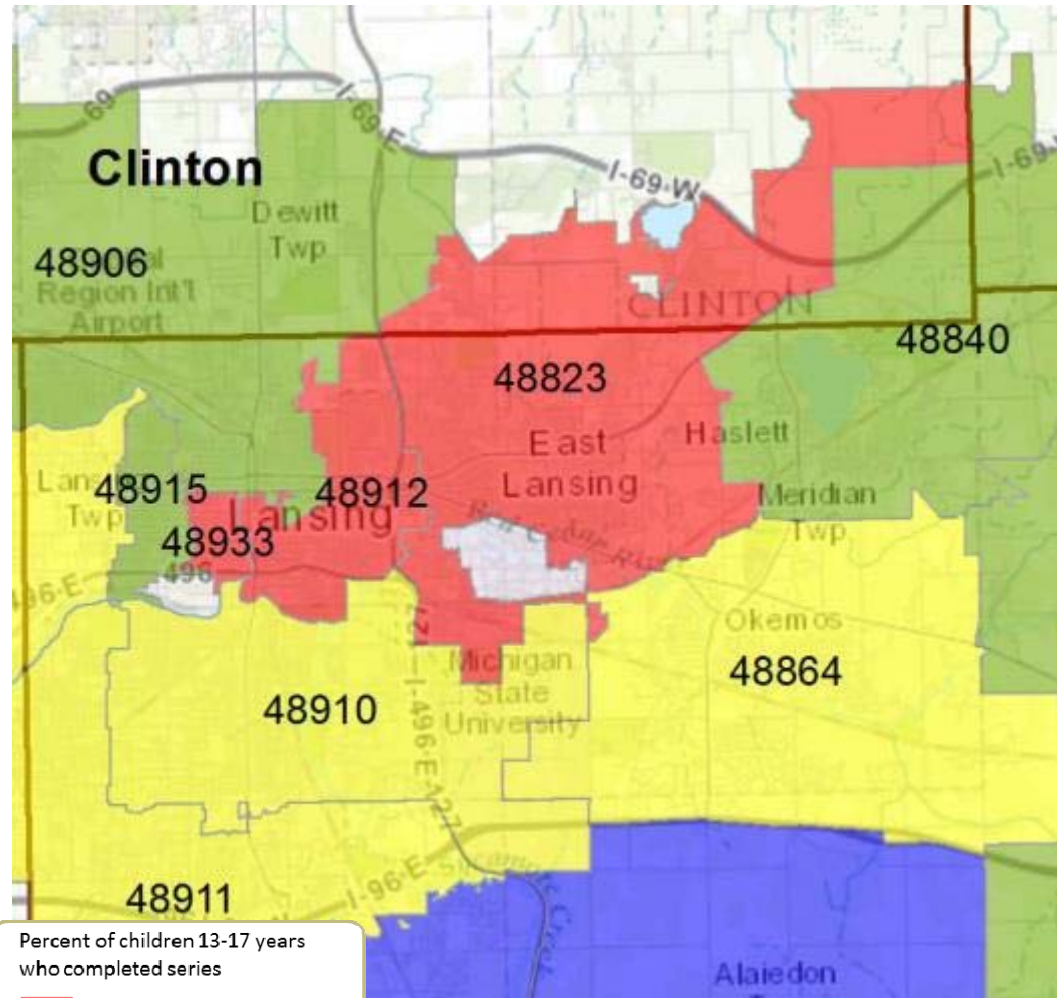
HS/GED or more: 96.1%

Bachelor's degree: 65.1%

Vaccine coverage†: 50.8%

*: of adults 25 years old or older

†: 132321 vaccine series; Ingham County
portion of zip code only



Zip Code: 48827

Population: 16,134

Number of households: 5,592

Race/Ethnicity:

White: 92.5%

Black: 0.7%

Hispanic/Latino: 3.6%

Educational Attainment*:

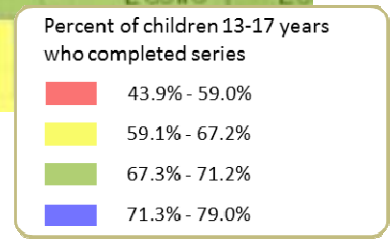
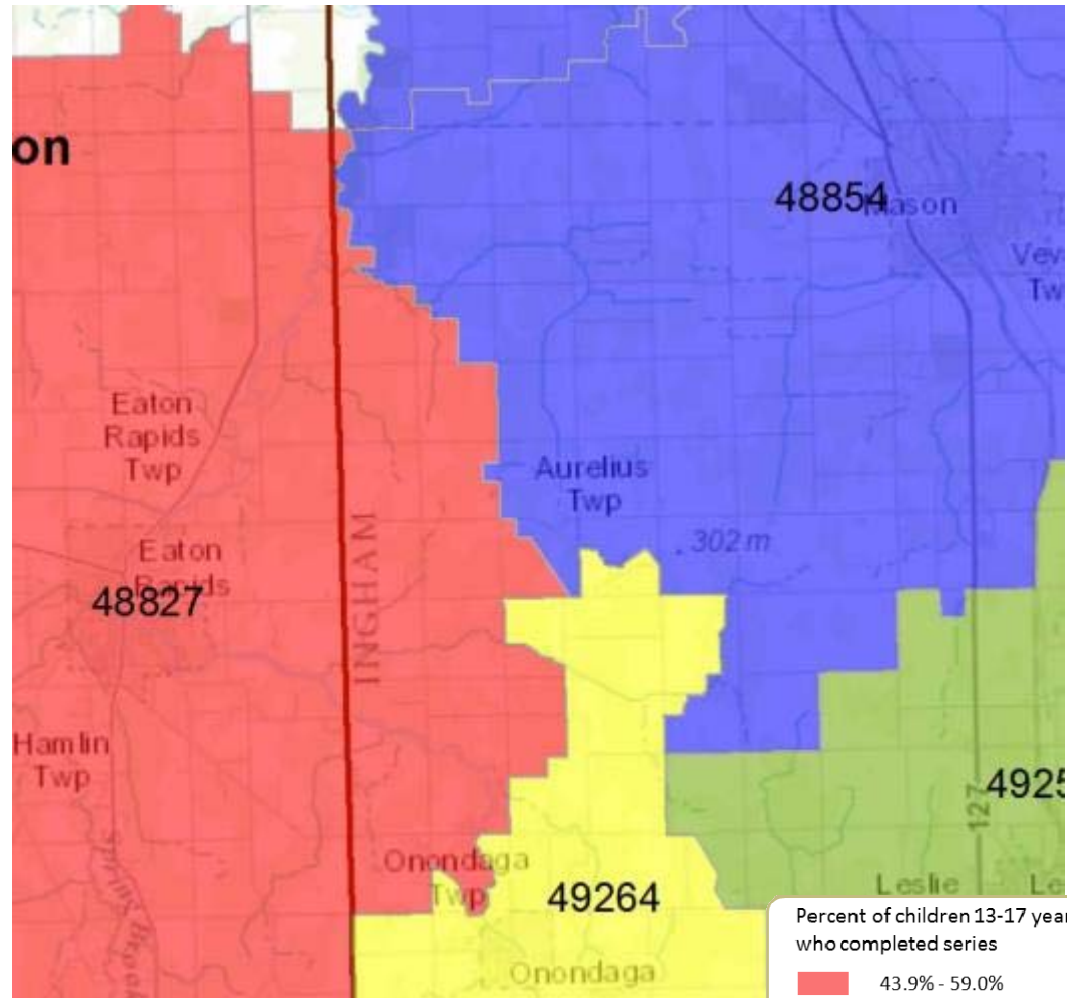
HS/GED or more: 93.4%

Bachelor's degree: 19.9%

Vaccine coverage†: 59.0%

*: of adults 25 years old or older

†: 132321 vaccine series; Ingham County portion of zip code only



Schools suboptimal* vaccination rates

School	# students evaluated	% who completed series
Lansing Charter Academy	289	93.4%
Williamston Middle School	167	93.4%
Lansing Catholic Central	197	93.4%
Reo Elementary School	90	93.3%
Resurrection School	45	93.3%
St. Gerard School	133	93.2%
Gier Park School	132	93.2%
Mason Middle School	263	93.2%
Vivian Riddle Elementary School	101	93.1%
Nexus Academy of Lansing	142	93.0%

* %vaccinated <94%

Schools suboptimal* vaccination rates

School	# students evaluated	% who completed series
Kendon School	70	92.9%
Leslie High School	28	92.9%
Wilkshire School	208	92.8%
Blended Learning Academies Credit Recovery High	55	92.7%
Mt. Hope School	27	92.6%
J.W. Sexton High	266	92.5%
Dansville Elementary School	52	92.3%
Dansville High School	13	92.3%
Marble School	112	92.0%
St. Martha School	12	91.7%

* %vaccinated <94%

Schools suboptimal* vaccination rates

School	# students evaluated	% who completed series
Dimondale Elementary School	141	91.5%
Woodworth Elementary	129	91.5%
Pam's Academy of Champions	23	91.3%
Pinecrest School	78	91.0%
Horizon Elementary School	144	91.0%
Greater Lansing Islamic School	44	90.9%
Murphy Elementary School	44	90.9%
Webberville Elementary School	43	90.7%
Cavanaugh School	95	90.5%
Secondary Learning Center	21	90.5%

* %vaccinated <94%

Schools suboptimal* vaccination rates

School	# students evaluated	% who completed series
Emma Smith Elementary School	110	90.0%
Everett High School	299	89.6%
Emanuel Lutheran School	19	89.5%
Glencairn School	100	89.0%
White Pine Academy	26	88.5%
Great Lakes Cyber Academy	368	88.0%
Dansville Middle School	66	87.9%
MI Montessori International Ctr.	24	87.5%
Okemos Public Montessori	77	87.0%
St. Mary Catholic School	15	86.7%

* %vaccinated <94%

Schools suboptimal* vaccination rates

School	# students evaluated	% who completed series
Haslett Middle School	246	86.6%
Stepping Stones Montessori School of East Lansing	51	86.3%
Stockbridge High School	36	86.1%
Haslett High School	57	86.0%
Michigan Connection Academy	940	86.0%
Lansing Christian School	107	85.0%
Mason High School	80	85.0%
Cumberland Elementary School	79	84.8%
Okemos High School	70	84.3%
Holt North Campus	19	84.2%

* %vaccinated <94%

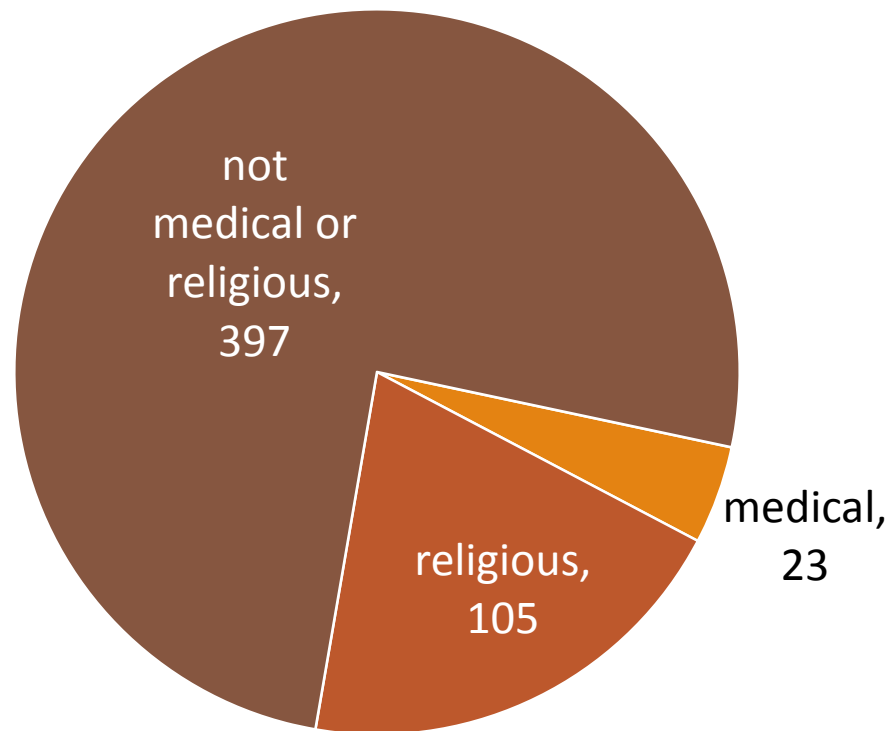
Schools suboptimal* vaccination rates

School	# students evaluated	% who completed series
Holt Lutheran Schools	18	83.3%
Vera Ralya Elementary School	34	82.4%
St. Thomas Aquinas Catholic School	98	81.6%
Sheridan Road School	40	80.0%
Greater Lansing Adventist School	18	77.8%
Montessori Childrens House	28	67.9%
North School	50	62.0%
New Covenant Christian School	35	60.0%

* %vaccinated <94%

Immunization waivers in schools

There were a total of **525** immunization waivers given in Ingham County.



69 schools have at least 1 student with a waiver for immunization for a reason other than religion or a medical need

School	Student checked	Number of waivers
Emma Smith Elementary School	110	7
Williamston Discovery Elementary School	135	7
Lansing Christian School	107	7
Hiawatha Elementary School	179	8
Okemos Public Montessori	77	8
Woodworth Elementary	129	8
St. Gerard School	133	9
Mason High School	80	9
Williamston Middle School	167	9
New Covenant Christian School	35	11
Chippewa Middle School	325	13
Holt Junior High School	513	14
Mason Middle School	263	17
Great Lakes Cyber Academy*	368	24
Haslett Middle School	246	32
Michigan Connection Academy*	940	94

* Online schools



Thank You!

Ingham County Health Department
Community Health Assessment
clarrieux@ingham.org