


Child Care Stabilization Grants for Michigan

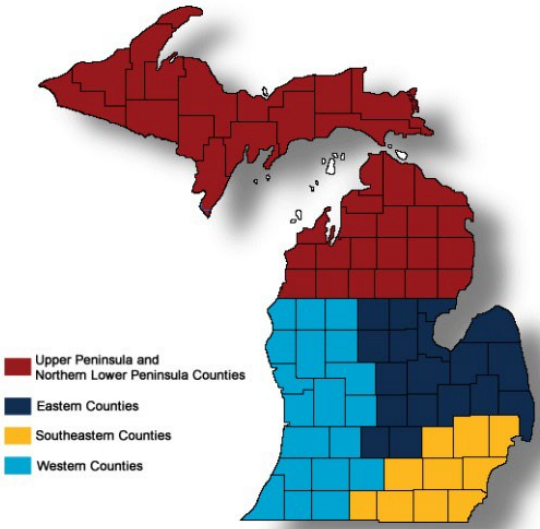
In Michigan, there are 7,926 eligible child care providers which includes 12 federally recognized tribes. Of those providers, 5,910 programs submitted applications for the Child Care Stabilization Grant. We're happy to report that **5,890 programs were approved** and 20 were ineligible. In total, Michigan will distribute \$365,572,525 in grant funds.

5,910 Total Provider Stabilization Grant Applications



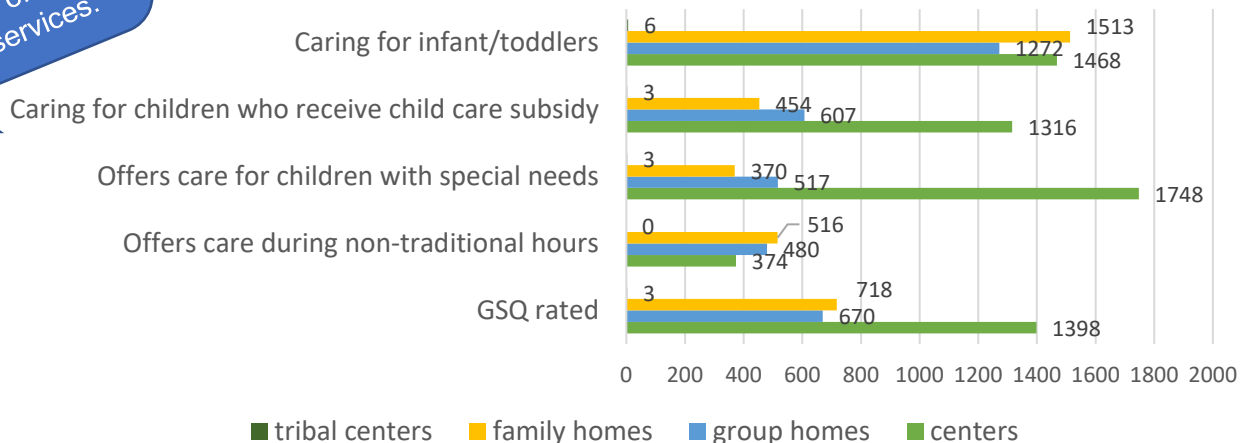
Of the approved applications, the following is a breakdown of applications by provider type and region.

	Licensed Centers	Group Homes	Family Homes	Tribal Centers
Total Applications	2,952	1,306	1,625	7
Northern Region	227	174	173	6
Eastern Region	531	337	330	0
Southeastern Region	1563	408	499	0
Western Region	629	387	623	1
Average Grant Amount	\$108,685	\$20,454	\$10,763	\$76,136



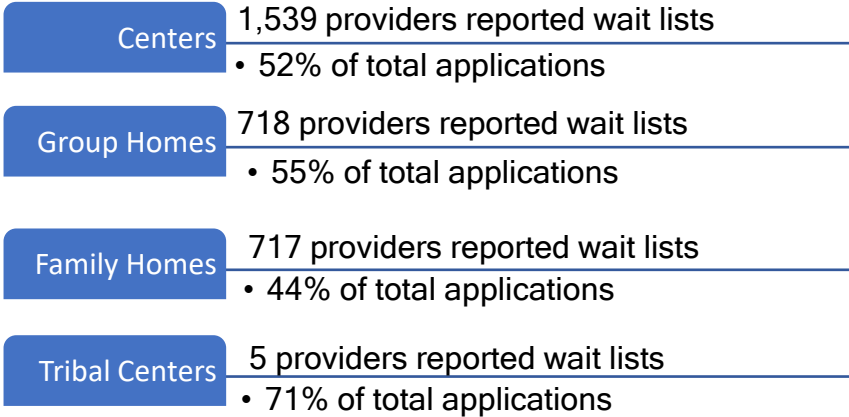
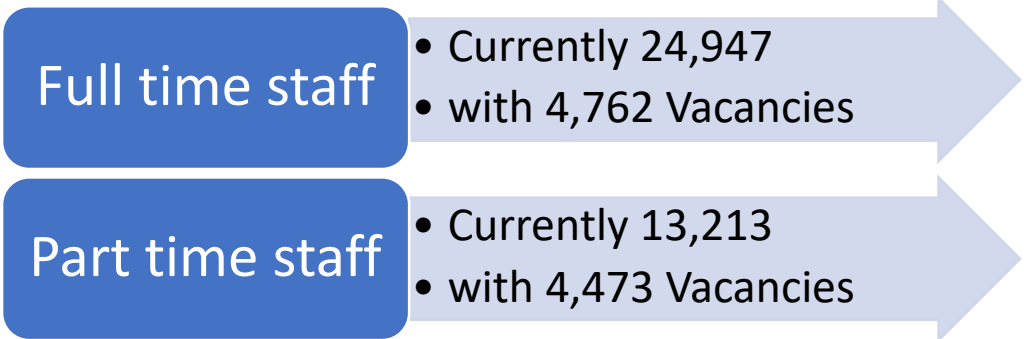
Michigan offered Stabilization Grant bonuses to child care providers who offered specialized services.

Bonuses for In Demand Care





Currently in Michigan there is almost a 20% vacancy rate for full-time child care providers as well as a 34% vacancy rate for part-time staff. The state appropriated an additional \$30 million to support an extra \$1,000 bonus pay for all professionals working in child care.



In addition to high vacancy rates, providers are also reporting wait lists for their facilities.

The Office of Child Care has requested MDE report on the following “areas of highest need” within the state. This list shows total applications and specific data for each of those counties. In total, 58% of approved grant funds are being issued to these counties.

Areas of Highest Need							
County	Total Providers	Total Applications	Licensed Centers	Group Homes	Family Homes	Total Award	Region
Clare County	29	20	9	9	2	\$1,079,338.75	Eastern
Genesee County	291	192	94	47	51	\$12,912,782.50	Eastern
Ingham County	243	194	102	46	46	\$12,302,956.25	Eastern
Isabella County	69	55	21	22	12	\$2,535,560.00	Eastern
Kent County	648	494	198	68	228	\$28,307,765.00	Western
Lake County	5	2	0	1	1	\$31,730.00	Western
Macomb County	478	383	222	64	97	\$28,772,675.00	Southeastern
Mecosta County	36	22	8	11	3	\$1,063,266.25	Western
Oakland County	836	695	489	92	114	\$66,348,888.75	Southeastern
Wayne County	1,103	784	518	106	160	\$56,912,013.75	Southeastern

